

Sanicubic 1 SC

Grey water, black water

The Sanicubic 1 SC is a lifting station with 1 three-phase cast iron pump with a single-channel impeller. Designed for lifting waste water from public buildings or shopping centres, this station is available in 4 pump versions. It comes with a pneumatic remote control box including an audible and visual alarm.



PERFORMANCE

- Total head : 22 m
- Max. flow rate : 165 m³/h

PRODUCT BENEFITS

- Floor standing for easy installation
- Easily accessible for maintenance
- 1 inlet DN150
- Three-phase cast iron pump
- Free passage 80 mm or 100 mm
- Control panel included (ZPS or PS2)
- Star-delta start for Sanicubic 1 SC7.5T
- Customisation possible (tank volume and inlets) for bespoke installation



Single channel impeller



DELIVERED AS STANDARD



Control boxes ZPS – single pump version



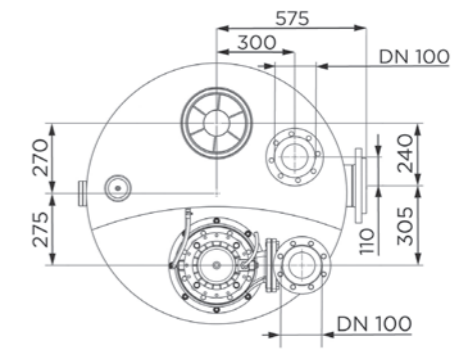
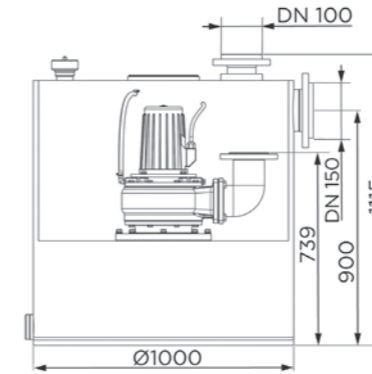
PS2 system box

OPTIONAL EXTRAS



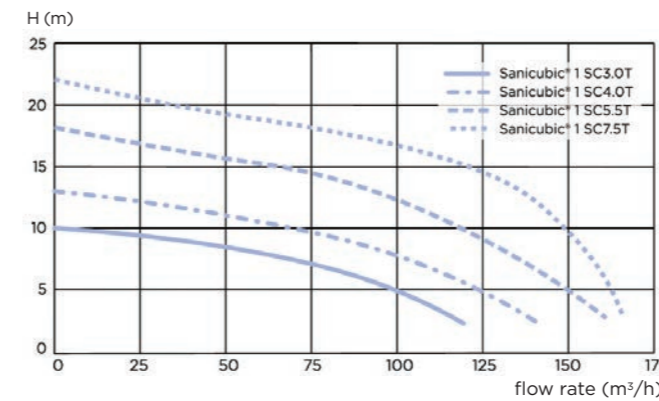
Sanicubic XL carbon filter
Product code: 1108/1
Barcode: 3308815076874

DIMENSIONS

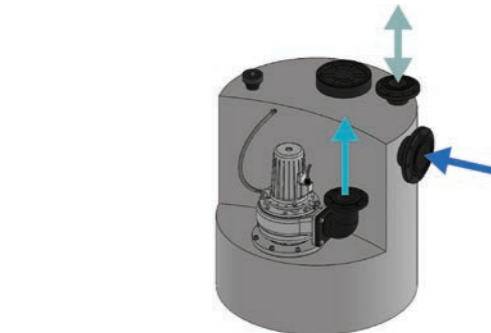


Dimensions (mm)

CURVE



CONNECTIONS



- ➔ Inlet diameter DN : 150
- ➔ Discharge diameter DN : 100
- ↕ Ventilation diameter DN : 100

	Sanicubic 1 SC3.0 T	Sanicubic 1 SC4.0 T	Sanicubic 1 SC5.5 T	Sanicubic 1 SC7.5 T
Type of control box	ZPS 1	ZPS 1	ZPS 1	PS2
Material				
Tank	HDPE	HDPE	HDPE	HDPE
Pump housing	GG-20	GG-20	GG-20	GG-20
Motor housing	GG-20	GG-20	GG-20	GG-20
Impeller	GG-20	GG-20	GG-20	GG-20
Electrical features				
Voltage (V)	400	400	400	400
Frequency (Hz)	50-60	50-60	50-60	50-60
Power consumption P1 (W)	4000	5500	6300	8700
Power output P2 (W)	3000	4000	5500	7500
Mode of operation	S3 25%	S3 25%	S3 25%	S3 25%
IP rating	IP68	IP68	IP68	IP68
Hydraulics				
Max. head (m)	10	13	18	22
Max. flow rate (m ³ /h)	120	140	160	165
Inlet diameter DN	150	150	150	150
Discharge diameter DN	100	100	100	100
Ventilation diameter DN	100	100	100	100
Total volume (L)	480	480	480	480
Useable volume (L)	270	270	270	270
Particle size (mm)	80	80	100	100
Max. temperature of the pumped liquid (5 min)	55°C	55°C	55°C	55°C
Type of impeller	single-channel	single-channel	single-channel	single-channel
Type of activation	pneumatic	pneumatic	pneumatic	pneumatic
Identification and logistics				
Gross weight (kg)	210	220	225	240
Barcode	3308815079035	3308815079042	3308815079059	3308815079066
Product code	21512	21328	21513	21514