

Sanicubic 1 GR

Grey water, black water

The Sanicubic 1 GR is a station recommended for a single dwelling (house or small commercial premises). It collects all waste water from toilets, bathrooms, kitchens or laundry rooms. It is equipped with a pump with the Pro X K3 grinder system. It has 7 possible inlets to collect all types of waste water in the most demanding of settings. The station comes with a pneumatically controlled control box including an audible and visual alarm.



PERFORMANCE

- Total head : 39 m
- Max. flow rate : 17 m³/h

PRODUCT BENEFITS

- Easily accessible for easy maintenance
- Compact dimensions
- 7 inlets
- Grinder Pro X K3 technology
- 5 pump versions in single or three phase
- Integrated connection and non-return valve



Grinder Pro X K3



DELIVERED AS STANDARD



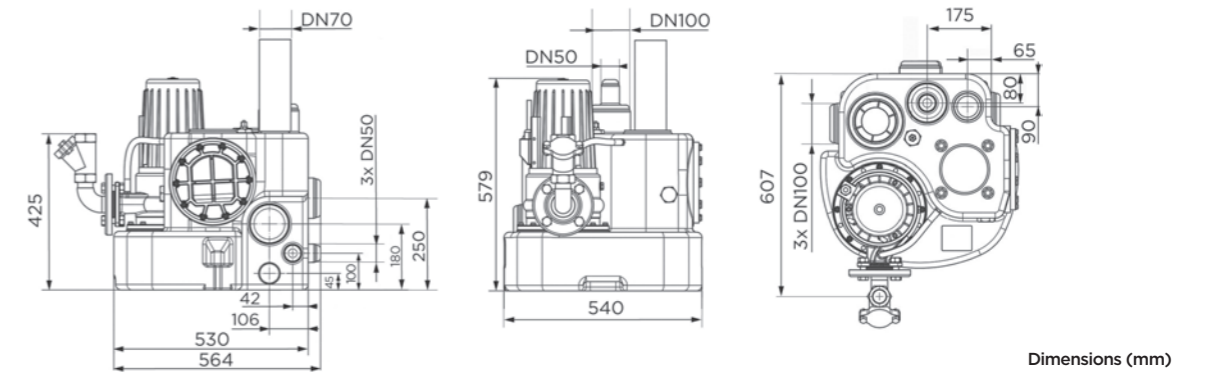
Control boxes ZPS – single pump version

OPTIONAL EXTRAS



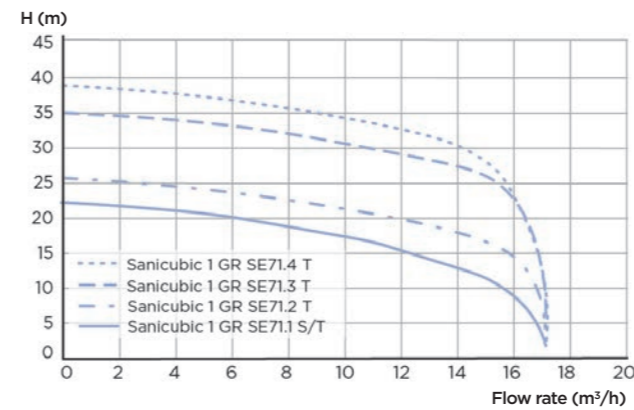
Sanicubic carbon filter
Product code: 1108
Barcode: 3308815077529

DIMENSIONS

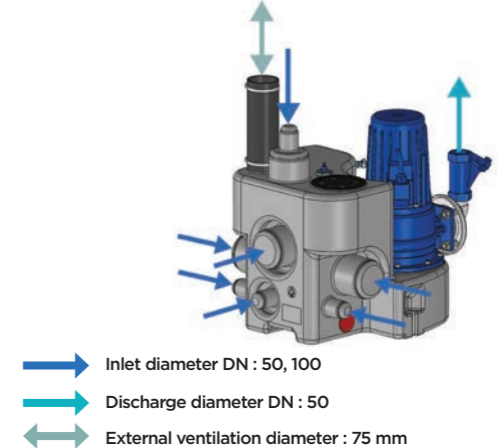


Dimensions (mm)

CURVE



CONNECTIONS



- ➔ Inlet diameter DN : 50, 100
- ➔ Discharge diameter DN : 50
- ↕ External ventilation diameter : 75 mm

	Sanicubic 1 GR SE71.1 S	Sanicubic 1 GR SE71.1 T	Sanicubic 1 GR SE71.2 T	Sanicubic 1 GR SE71.3 T	Sanicubic 1 GR SE71.4 T
Type of control box	ZPS 1 case	ZPS 1 case	ZPS 1 case	ZPS 1 case	ZPS 1 case
Material					
Tank	LDPE	LDPE	LDPE	LDPE	LDPE
Pump housing	GG-20	GG-20	GG-20	GG-20	GG-20
Motor housing	GG-20	GG-20	GG-20	GG-20	GG-20
Impeller	GG-20	GG-20	GG-20	GG-20	GG-20
Electrical features					
Voltage (V)	230	400	400	400	400
Frequency (Hz)	50-60	50-60	50-60	50-60	50-60
Power consumption P1 (W)	2200	2100	2100	3900	3900
Power output P2 (W)	1700	1700	1700	3200	3200
Mode of operation	S3 25%	S3 25%	S3 25%	S3 25%	S3 25%
IP rating	IP68	IP68	IP68	IP68	IP68
Hydraulics					
Max. head (m)	22	22	25	35	39
Max. flow rate (m ³ /h)	17	17	17	17	17
Inlet diameter DN	50, 100	50, 100	50, 100	50, 100	50, 100
Discharge diameter DN	50	50	50	50	50
External ventilation diameter (mm)	75	75	75	75	75
Total volume (L)	55	55	55	55	55
ON level /OFF level (mm)	140-250/30	140-250/30	140-250/30	140-250/30	140-250/30
Alarm level (mm)	180-290	180-290	180-290	180-290	180-290
Max. temperature of the pumped liquid (5 min)	55°C	55°C	55°C	55°C	55°C
Type of impeller	Pro X K3 grinder	Pro X K3 grinder	Pro X K3 grinder	Pro X K3 grinder	Pro X K3 grinder
Type of activation	pneumatic	pneumatic	pneumatic	pneumatic	pneumatic
Identification and logistics					
Gross weight (kg)	64	64	64	68	68
Barcode	3308815079110	3308815079127	3308815079134	3308815079141	3308815079158
Product code	21518	21519	21333	21520	21521

S = Single phase, T = Three phase.